





District Health Assessment for Multiple District 201 through January 2025

		Clubs							Membership							Member Strength		Cancellation		Reports			Finance	Leadership			
District Name	Status/ Number of Months in Status *	Active Clubs	Clubs in Status Quo	Total Clubs	% Status Quo Clubs in Financial Suspension	New Clubs	Cancelled Clubs	YTD Net Club Gain/Loss	Current Members In Active Clubs	Current Members In Status Quo Clubs	Current Total Members Count	YTD Add	YTD Drop	YTD NetGrowth (includes Active and Status Quo)	YTD NetGrowth% (includes Active and Status Quo)	Member Count 12 Months Ago	Average Member Count Per Club	% of Clubs with less than 20 members	Average Cancelled Club Age	Members Lost Due to Cancelled Clubs	% of Clubs Reporting Service	% No MMR in 3 Months	% No Officer Report in 12 months	% of Clubs with balance 90+ days	Number of Zone Chairs Recorded	Number of Region Chairs Recorded	District Officers Vacancies **
201N1	T(13)	61	0	61	0%	0	1	-1	1205	0	1205	86	83	3	0.25%	1,242	20	57%	50	0	51%	51%	10%	2%	14	0	2nd VDG
201N2		62	0	62	0%	1	4	-3	1306	0	1306	84	98	-14	-1.06%	1,338	21	55%	39	7	68%	45%	0%	8%	11	0	GMT
201N3	T(24)	54	0	54	0%	0	0	0	1064	0	1064	86	68	18	1.72%	1,049	20	54%	0	0	78%	44%	0%	2%	10	0	
201N4	T(24)	43	0	43	0%	0	2	-2	789	0	789	35	52	-17	-2.11%	857	18	70%	58	0	42%	51%	0%	0%	16	0	
201N5		83	0	83	0%	1	0	1	1869	0	1869	223	301	-78	-4.01%	1,839	23	54%	0	0	89%	42%	0%	2%	14	4	
201Q1		67	0	67	0%	0	1	-1	1360	0	1360	86	118	-32	-2.30%	1,413	20	60%	9	0	99%	42%	3%	0%	26	0	
201Q2	T(24)	63	0	63	0%	0	0	0	1032	0	1032	71	69	2	0.19%	996	16	67%	0	0	59%	59%	6%	6%	13	0	
201Q3		65	0	65	0%	0	1	-1	1419	0	1419	94	84	10	0.71%	1,405	22	52%	5	0	78%	28%	0%	2%	20	0	
201Q4	T(24)	59	0	59	0%	0	1	-1	941	0	941	52	78	-26	-2.69%	951	16	75%	45	0	69%	59%	2%	2%	13	1	GLT
201C1	T(24)	53	0	53	0%	0	0	0	1050	0	1050	78	81	-3	-0.28%	1,092	20	58%	0	0	57%	49%	0%	8%	8	0	
201C2		58	0	58	0%	0	1	-1	1402	0	1402	82	112	-30	-2.09%	1,451	24	45%	52	8	64%	43%	0%	0%	11	0	
201T1	T(24)	45	0	45	0%	0	2	-2	896	0	896	53	80	-27	-2.93%	943	20	62%	41	16	78%	42%	0%	2%	9	2	
201V2		62	0	62	0%	0	1	-1	1251	0	1251	74	101	-27	-2.11%	1,281	20	56%	51	4	76%	45%	2%	2%	11	4	
201V3	T(24)	59	1	60	100%	1	4	-3	1030	5	1035	91	130	-39	-3.63%	1,109	17	67%	40	14	35%	50%	0%	5%	12	1	
201V5	T(13)	66	0	66	0%	0	0	0	1220	0	1220	90	107	-17	-1.37%	1,257	18	58%	0	0	92%	45%	3%	5%	9	0	
201V6	T(24)	55	0	55	0%	0	0	0	1026	0	1026	64	92	-28	-2.66%	1,059	19	60%	0	0	96%	49%	0%	16%	9	0	GMT




District Health Assessment for Multiple District 201 through January 2025

		Clubs							Membership							Member Strength		Cancellation		Reports			Finance	Leadership			
District Name	Status/ Number of Months in Status *	Active Clubs	Clubs in Status Quo	Total Clubs	% Status Quo Clubs in Financial Suspension	New Clubs	Cancelled Clubs	YTD Net Club Gain/Loss	Current Members In Active Clubs	Current Members In Status Quo Clubs	Current Total Members Count	YTD Add	YTD Drop	YTD NetGrowth (includes Active and Status Quo)	YTD NetGrowth% (includes Active and Status Quo)	Member Count 12 Months Ago	Average Member Count Per Club	% of Clubs with less than 20 members	Average Cancelled Club Age	Members Lost Due to Cancelled Clubs	% of Clubs Reporting Service	% No MMR in 3 Months	% No Officer Report in 12 months	% of Clubs with balance 90+ days	Number of Zone Chairs Recorded	Number of Region Chairs Recorded	District Officers Vacancies **
201V14	T(24)	72	0	72	0%	0	0	0	1144	0	1144	55	58	-3	-0.26%	1,169	16	71%	0	0	54%	53%	1%	4%	10	0	GST
201WA		94	0	94	0%	0	0	0	1706	0	1706	95	110	-15	-0.87%	1,732	18	63%	0	0	59%	48%	3%	1%	18	8	
		1121	1	1122	100%	3	18	-15	21710	5	21715	1499	1822	-323	-1.47%	22,183	19	60%	40	49	70%	47%	2%	4%	234	20	



District Health Assessment for Multiple District 202 through January 2025

		Clubs							Membership							Member Strength		Cancellation		Reports			Finance	Leadership			
District Name	Status/ Number of Months in Status *	Active Clubs	Clubs in Status Quo	Total Clubs	% Status Quo Clubs in Financial Suspension	New Clubs	Cancelled Clubs	YTD Net Club Gain/Loss	Current Members In Active Clubs	Current Members In Status Quo Clubs	Current Total Members Count	YTD Add	YTD Drop	YTD NetGrowth (includes Active and Status Quo)	YTD NetGrowth% (includes Active and Status Quo)	Member Count 12 Months Ago	Average Member Count Per Club	% of Clubs with less than 20 members	Average Cancelled Club Age	Members Lost Due to Cancelled Clubs	% of Clubs Reporting Service	% No MMR in 3 Months	% No Officer Report in 12 months	% of Clubs with balance 90+ days	Number of Zone Chairs Recorded	Number of Region Chairs Recorded	District Officers Vacancies **
202 D	T(24)	33	0	33	0%	0	0	0	974	0	974	55	48	7	0.72%	958	30	24%	0	0	55%	27%	0%	0%	8	0	2nd VDG
202 E	T(24)	40	0	40	0%	0	1	-1	1109	0	1109	99	89	10	0.91%	1,136	28	33%	36	0	65%	40%	5%	0%	0	0	GST
202 F	T(24)	39	0	39	0%	0	2	-2	1146	0	1146	44	45	-1	-0.09%	1,169	29	26%	47	0	67%	46%	0%	0%	7	1	
202 J	T(24)	33	0	33	0%	0	0	0	1152	0	1152	51	36	15	1.32%	1,153	35	15%	0	0	45%	52%	3%	3%	5	0	
202 K	T(24)	55	0	55	0%	0	2	-2	1053	0	1053	64	79	-15	-1.40%	1,118	19	51%	38	0	53%	53%	2%	0%	10	4	
202 L		51	0	51	0%	0	1	-1	1288	0	1288	66	74	-8	-0.62%	1,326	25	35%	62	15	53%	57%	0%	0%	9	2	
202 M	T(24)	35	0	35	0%	0	2	-2	835	0	835	40	46	-6	-0.71%	889	24	31%	61	0	57%	40%	0%	0%	7	0	
		286	0	286	0%	0	8	-8	7557	0	7557	419	417	2	0.03%	7,749	26	33%	49	15	56%	46%	1%	0%	46	7	



District Health Assessment for Multiple District 307 through January 2025

District Name	Status/ Number of Months in Status *	Clubs							Membership							Member Strength		Cancellation		Reports			Finance	Leadership			
		Active Clubs	Clubs in Status Quo	Total Clubs	% Status Quo Clubs in Financial Suspension	New Clubs	Cancelled Clubs	YTD Net Club Gain/ Loss	Current Members In Active Clubs	Current Members In Status Quo Clubs	Current Total Members Count	YTD Add	YTD Drop	YTD NetGrowth (includes Active and Status Quo)	YTD NetGrowth% (includes Active and Status Quo)	Member Count 12 Months Ago	Average Member Count Per Club	% of Clubs with less than 20 members	Average Cancelled Club Age	Members Lost Due to Cancelled Clubs	% of Clubs Reporting Service	% No MMR in 3 Months	% No Officer Report in 12 months	% of Clubs with balance 90+ days	Number of Zone Chairs Recorded	Number of Region Chairs Recorded	District Officers Vacancies **
307 A1		118	3	121	100%	16	3	13	2754	56	2810	641	319	322	12.94%	2,498	23	45%	12	15	61%	45%	5%	27%	20	8	
307 A2		128	0	128	0%	7	4	3	4458	0	4458	623	524	99	2.27%	3,995	35	20%	4	67	84%	35%	0%	25%	28	0	
307B1		95	0	95	0%	6	2	4	2274	0	2274	385	293	92	4.22%	2,036	24	38%	8	28	84%	43%	0%	13%	16	5	
307B2		140	0	140	0%	11	3	8	3877	0	3877	440	585	-145	-3.61%	3,665	28	39%	4	32	66%	40%	7%	29%	27	6	
		481	3	484	100%	40	12	28	13363	56	13419	2089	1721	368	2.82%	12,194	28	35%	7	142	73%	40%	3%	24%	91	19	



District Health Assessment for Ident 5807 - TAHITI - UND through January 2025

Status/ District Name of Months in Status *		Clubs							Membership							Member Strength		Cancellation		Reports			Finance	Leadership			
		Active Clubs	Clubs in Status Quo	Total Clubs	% Status Quo in Financial Suspension	New Clubs	Cancelled Clubs	YTD Net Club Gain/ Loss	Current Members In Active Clubs	Current Members In Status Quo Clubs	Current Total Members Count	YTD Add	YTD Drop	YTD NetGrowth (includes Active and Status Quo)	YTD NetGrowth% (includes Active and Status Quo)	Member Count 12 Months Ago	Average Member Count Per Club	% of Clubs with less than 20 members	Average Cancelled Club Age	Members Lost Due to Cancelled Clubs	% of Clubs Reporting Service	% No MMR in 3 Months	% No Officer Report in 12 months	% of Clubs with balance 90+ days	Number of Zone Chairs Recorded	Number of Region Chairs Recorded	District Officers Vacancies **
Ident 5807 - TAHITI		1	0	1	0%	0	0	0	22	0	22	0	0	0	0.00%	22	22	0%	0	0	0%	0%	0%	0%	0	0	
		1	0	1	0%	0	0	0	22	0	22	0	0	0	0.00%	22	22	0%	0	0	0%	0%	0%	0%	0	0	



District Health Assessment for Ident 5895 - NEW CALEDONIA - UND through January 2025

Status/ District Name Number of Months in Status *		Clubs							Membership							Member Strength		Cancellation		Reports			Finance	Leadership			
		Active Clubs	Clubs in Status Quo	Total Clubs	% Status Quo Clubs in Financial Suspension	New Clubs	Cancelled Clubs	YTD Net Club Gain/Loss	Current Members In Active Clubs	Current Members In Status Quo Clubs	Current Total Members Count	YTD Add	YTD Drop	YTD NetGrowth (includes Active and Status Quo)	YTD NetGrowth% (includes Active and Status Quo)	Member Count 12 Months Ago	Average Member Count Per Club	% of Clubs with less than 20 members	Average Cancelled Club Age	Members Lost Due to Cancelled Clubs	% of Clubs Reporting Service	% No MMR in 3 Months	% No Officer Report in 12 months	% of Clubs with balance 90+ days	Number of Zone Chairs Recorded	Number of Region Chairs Recorded	District Officers Vacancies **
Ident 5895 - NEW CALEDONIA		11	0	11	0%	0	0	0	174	0	174	9	14	-5	-2.79%	179	16	82%	0	0	73%	45%	0%	0%	0	0	
		11	0	11	0%	0	0	0	174	0	174	9	14	-5	-2.79%	179	16	82%	0	0	73%	45%	0%	0%	0	0	

\* - District Status: P - Provisional, T - Transitional.  
\*\* - District Officers Vacancies: DG - District Governor, 1st VDG - First Vice District Governor, 2nd VDG - Second Vice District Governor.